

FIGURE S1. CONSORT Flow Diagram for a Study Comparing Enhanced Supported Employment With and Without the Thinking Skills for Work Program

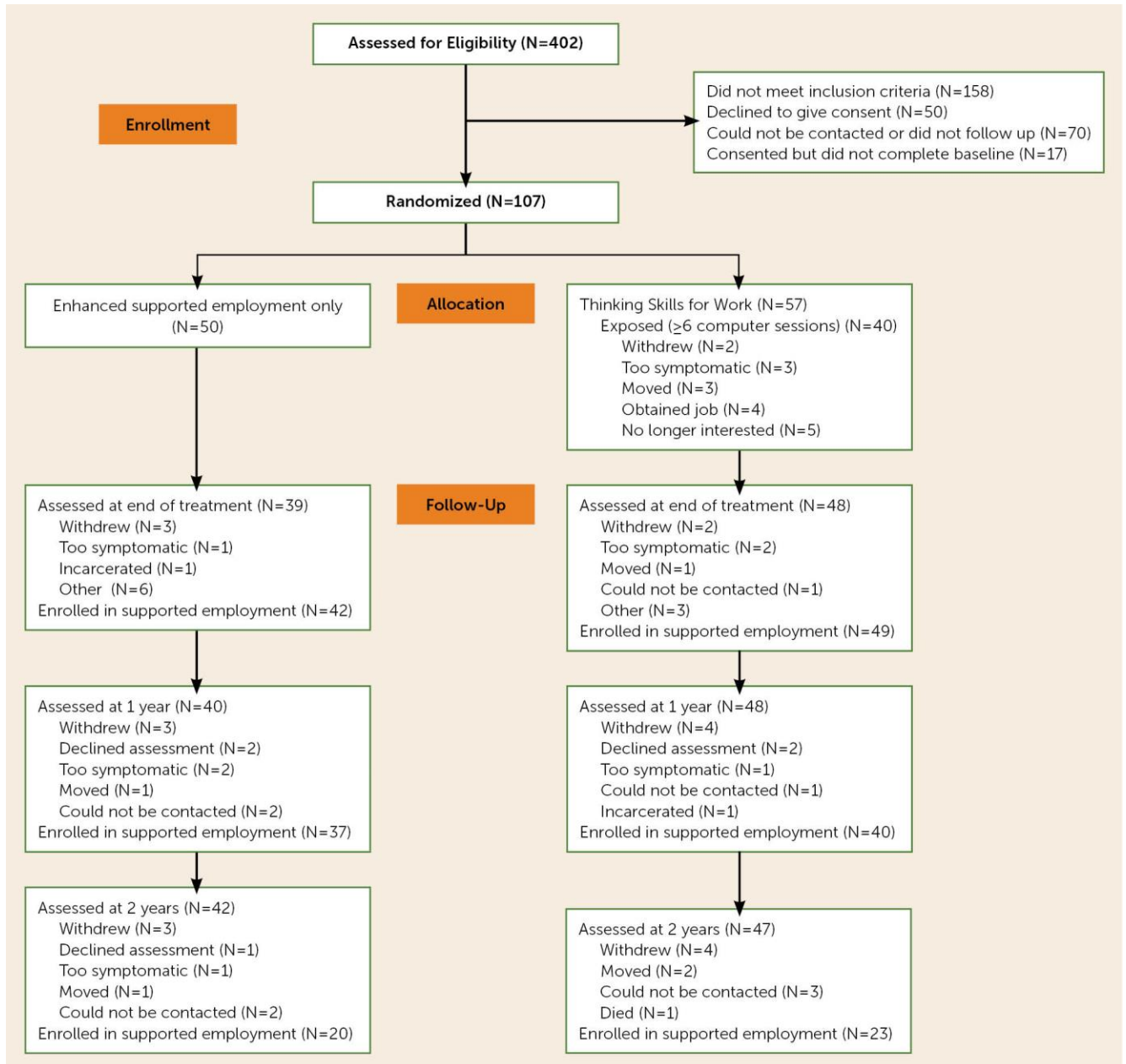


FIGURE S2A. Changes in performance on Category Fluency from baseline to post-treatment and 12- and 24-month follow-ups for participants with schizophrenia or other psychiatric disorders in either the Enhanced Supported Employment only (E-SE) group or the Thinking Skills for Work (TSW) group for the intent-to-treat sample (baseline N=107, post-treatment N=87, 12 months N=86, 24 months N=74).

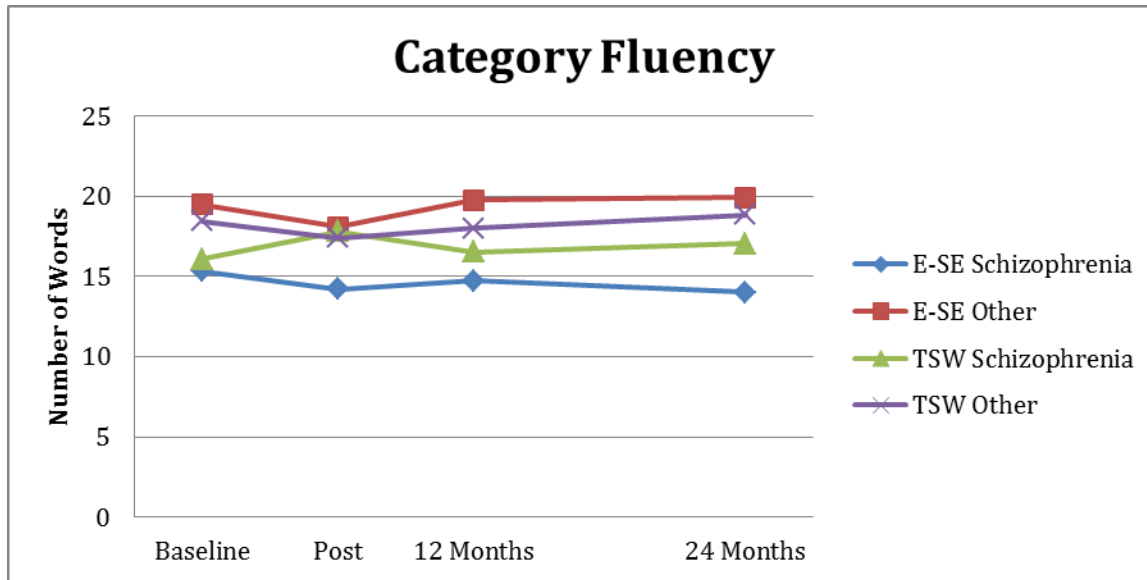


FIGURE S2B. Changes in performance on Continuous Performance Test-Identical Pairs from baseline to post-treatment and 12- and 24-month follow-ups for participants with schizophrenia or other psychiatric disorders in either the Enhanced Supported Employment only (E-SE) group or the Thinking Skills for Work group (TSW) for the intent-to-treat sample (baseline N=105, post-treatment N=86, 12 months N=86, 24 months N=72).

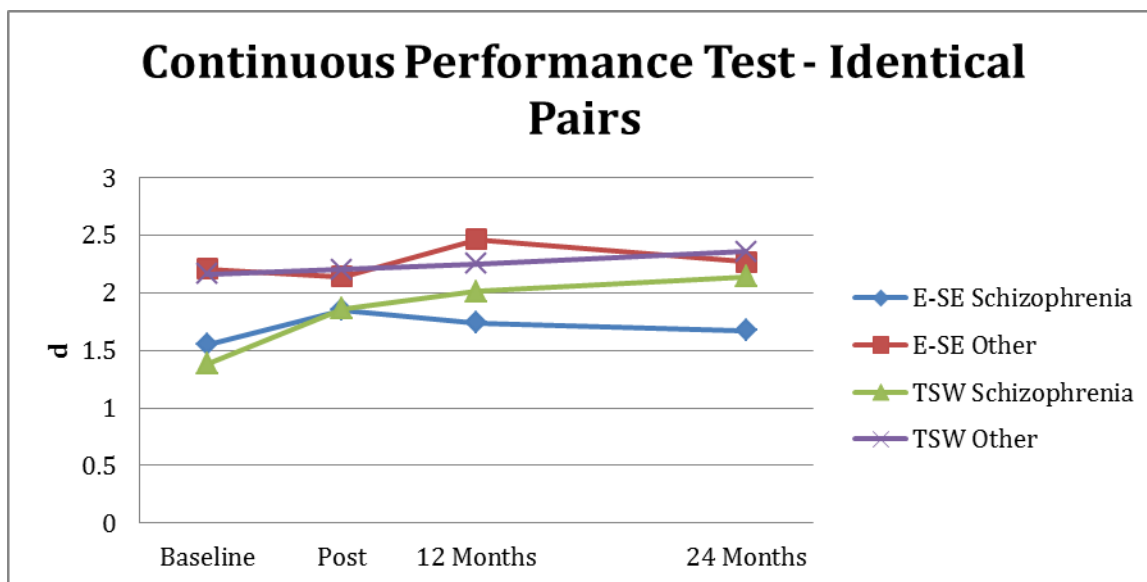


TABLE S1. Summary of Treatment Group Effects (Thinking Skills for Work vs. Enhanced Supported Employment Only) and Group by Diagnosis Interactions for Cognitive Outcomes for Treatment Exposed Sample (N=90).

Categorical Variables	Treatment Group Effect				Group X Diagnosis Interaction		
	df	F	P	Effect Size	df	F	P
Composite Cognitive Score	1,86	15.04	0.000	0.79	1,85	2.44	0.12
Trail Making Test A	1,83	3.03	0.08	-0.16	1,82	0.16	0.68
Trail Making Test B	1,82	16.24	0.000	-0.65	1,95	2.59	0.11
Brief Assessment of Cognition in Schizophrenia Symbol Coding	1,92	3.26	0.07	0.28	1,91	0.22	0.63
Hopkins Verbal Learning Test-Revised - Delayed	1,77	3.37	0.07	0.29	1,76	0.52	0.47
Hopkins Verbal Learning Test-Revised - Sum 1-3	1,99	1.69	0.19	0.20	1,97	0.69	0.40
Spatial Span	1,83	0.12	0.72	0.12	1,82	1.64	0.20
Letter Number Span	1,84	1.30	0.25	0.15	1,83	4.80	0.03
Mazes Test (Neuropsychological Assessment Battery)	1,78	0.17	0.67	0.26	1,78	1.27	0.26
Brief Visuospatial Memory Test-Revised - Delayed Recall	1,80	3.86	0.05	0.57	1,79	0.02	0.96
Brief Visuospatial Memory Test-Revised - Total Trials 1-3	1,81	8.80	0.004	0.68	1,81	1.80	0.18
Category Fluency	1,74	1.20	0.27	0.11	1,74	5.89	0.01
Mayer-Salovey-Caruso Emotional Intelligence Test	1,79	0.65	0.42	0.07	1,78	2.45	0.12
Continuous Performance Test-Identical Pairs Mean	1,83	4.46	0.03	0.30	1,82	6.21	0.01

TABLE S2. Descriptive Statistics for Cognitive Outcomes for Thinking Skills for Work and Enhanced Supported Employment Only Groups for Intent-to-Treat Sample at Baseline, Post-Treatment, and 12- and 24-Month Follow-Up Assessments (N=107).

Cognitive Variable	Treatment Group	Baseline		Post-Treatment		12-Month		24-Month	
		Mean	SD	Mean	SD	Mean	SD	Mean	SD
Composite Cognitive Score	Enhanced Supported Employment only	0.05	0.78	-0.03	0.75	-0.04	0.78	-0.19	0.90
	Thinking Skills for Work	-0.03	0.73	0.02	0.68	0.07	0.72	0.053	0.72
Trail Making Test A	Enhanced Supported Employment only	49.32	29.59	52.26	45.62	45.18	25.96	52.14	51.34
	Thinking Skills for Work	47.25	35.91	44.94	26.33	42.92	25.09	41.22	23.81
Trail Making Test B	Enhanced Supported Employment only	161.59	135.64	165.42	130.36	180.84	134.70	221.76	165.21
	Thinking Skills for Work	182.89	152.16	120.38	96.33	121.42	97.97	142.29	127.36
Brief Assessment of Cognition in Schizophrenia Symbol Coding	Enhanced Supported Employment only	38.06	13.14	37.38	12.03	36.92	13.67	35.03	14.34
	Thinking Skills for Work	38.28	10.13	39.30	11.37	38.94	11.14	39.33	12.45
Hopkins Verbal Learning Test-Revised - Delayed	Enhanced Supported Employment only	6.94	2.82	7.10	2.52	7.21	2.76	6.34	3.52
	Thinking Skills for Work	6.75	2.91	7.23	3.10	7.63	2.91	7.39	3.17
Hopkins Verbal Learning Test-Revised - Sum 1-3	Enhanced Supported Employment only	20.64	5.76	21.87	5.52	22.13	5.90	20.62	6.84
	Thinking Skills for Work	20.44	5.70	21.83	6.60	23.27	7.81	22.09	6.33
Spatial Span	Enhanced Supported Employment only	13.48	3.95	14.10	3.85	13.76	4.01	13.00	4.42
	Thinking Skills for Work	12.30	3.99	13.16	4.00	13.02	4.02	13.09	4.47
Letter Number Span	Enhanced Supported Employment only	11.74	5.04	12.08	4.94	11.53	4.76	11.24	5.92
	Thinking Skills for Work	11.68	4.68	12.77	4.97	12.58	5.12	12.42	5.02
Mazes Test (Neuropsychological Assessment Battery)	Enhanced Supported Employment only	11.72	8.01	11.03	7.39	11.76	7.52	10.34	7.76
	Thinking Skills for Work	9.98	6.73	8.96	5.32	10.72	6.00	10.87	6.67
Brief Visuospatial Memory Test-Revised - Delayed Recall	Enhanced Supported Employment only	6.67	3.54	6.97	4.46	5.78	3.36	5.07	3.19
	Thinking Skills for Work	5.42	3.08	6.30	3.07	6.09	3.11	5.73	2.87
Brief Visuospatial Memory Test - Revised - Total Trials 1-3	Enhanced Supported Employment only	16.37	8.25	15.77	8.25	15.11	6.73	14.86	7.27
	Thinking Skills for Work	13.82	8.21	16.67	8.49	16.17	8.03	15.47	7.04
Category Fluency	Enhanced Supported Employment only	17.50	5.20	16.31	6.49	16.97	6.04	17.07	6.40
	Thinking Skills for Work	17.40	6.01	17.56	6.43	17.42	5.59	18.09	5.40
Mayer-Salovey-Caruso Emotional Intelligence Test	Enhanced Supported Employment only	87.67	11.48	88.26	11.61	86.33	11.01	87.39	11.38
	Thinking Skills for Work	89.29	10.61	89.69	10.87	90.15	11.64	91.07	11.66
Continuous Performance Test-Identical Pairs Mean	Enhanced Supported Employment only	1.90	0.82	2.01	0.81	2.06	0.89	2.00	0.90
	Thinking Skills for Work	1.82	0.90	2.06	0.99	2.15	0.92	2.26	0.95

TABLE S3. Descriptive Statistics for Cognitive Outcomes for Thinking Skills for Work and Enhanced Supported Employment Only Groups for Treatment Exposed Sample at Baseline, Post-Treatment, and 12- and 24-Month Follow-Up Assessments (N=90).

Cognitive Variable	Treatment Group	Baseline		Post-Treatment		12-Month		24-Month	
		Mean	SD	Mean	SD	Mean	SD	Mean	SD
Composite Cognitive Score	Enhanced Supported Employment only	0.50	0.78	-0.03	0.75	-0.04	0.78	-0.19	0.90
	Thinking Skills for Work	-0.02	0.63	0.98	0.55	0.16	0.58	0.17	0.55
Trail Making Test A	Enhanced Supported Employment only	49.32	29.59	52.26	45.62	45.18	25.96	52.14	51.34
	Thinking Skills for Work	46.08	21.69	41.56	15.75	39.29	14.71	37.54	12.66
Trail Making Test B	Enhanced Supported Employment only	161.59	135.64	165.42	130.36	180.84	134.70	221.76	165.21
	Thinking Skills for Work	186.70	155.50	102.24	52.14	101.68	48.75	118.54	91.80
Brief Assessment of Cognition in Schizophrenia Symbol Coding	Enhanced Supported Employment only	38.06	13.14	37.38	12.03	36.92	13.67	35.03	14.34
	Thinking Skills for Work	38.40	9.90	40.38	10.96	40.05	10.58	41.37	11.84
Hopkins Verbal Learning Test-Revised - Delayed	Enhanced Supported Employment only	6.94	2.82	7.10	2.521	7.21	2.76	6.34	3.58
	Thinking Skills for Work	6.85	2.74	7.47	2.88	8.03	2.57	7.68	2.99
Hopkins Verbal Learning Test-Revised - Sum 1-3	Enhanced Supported Employment only	20.64	5.76	21.87	5.52	22.13	5.90	20.62	6.84
	Thinking Skills for Work	20.65	5.00	22.42	5.86	24.16	7.62	23.17	5.61
Spatial Span	Enhanced Supported Employment only	13.48	3.95	14.10	3.85	13.76	4.01	13.00	4.42
	Thinking Skills for Work	12.35	3.80	13.26	3.93	13.13	3.78	13.46	3.98
Letter Number Span	Enhanced Supported Employment only	11.74	5.04	12.08	4.94	11.53	4.76	11.24	5.92
	Thinking Skills for Work	12.05	4.33	13.21	4.53	12.76	4.71	13.20	4.19
Mazes Test (Neuropsychological Assessment Battery)	Enhanced Supported Employment only	11.72	8.01	11.03	7.39	11.76	7.52	10.34	7.76
	Thinking Skills for Work	9.05	6.18	8.78	4.78	10.92	5.85	11.29	6.46
Brief Visuospatial Memory Test-Revised - Delayed Recall	Enhanced Supported Employment only	6.67	3.54	6.97	4.46	5.78	3.36	5.07	3.19
	Thinking Skills for Work	5.33	2.90	6.55	2.93	6.38	2.77	6.03	2.64
Brief Visuospatial Memory Test-Revised - Total Trials 1-3	Enhanced Supported Employment only	16.37	8.25	15.77	8.25	15.11	6.73	14.86	7.27
	Thinking Skills for Work	13.75	7.97	17.36	8.24	16.84	6.98	16.54	6.39
Category Fluency	Enhanced Supported Employment only	17.50	5.20	16.31	6.49	16.97	6.04	17.07	6.40
	Thinking Skills for Work	17.93	6.17	18.15	6.35	17.87	5.48	18.60	5.37
Mayer-Salovey-Caruso Emotional Intelligence Test	Enhanced Supported Employment only	87.67	11.48	88.26	11.61	86.33	11.01	87.39	11.38
Continuous Performance Test-Identical Pairs Mean	Thinking Skills for Work	89.31	10.12	90.24	10.58	90.85	10.43	91.10	10.83
	Enhanced Supported Employment only	1.90	0.82	2.00	0.81	2.06	0.89	2.00	0.90
	Thinking Skills for Work	1.86	0.87	2.12	0.84	2.20	0.82	2.42	0.75