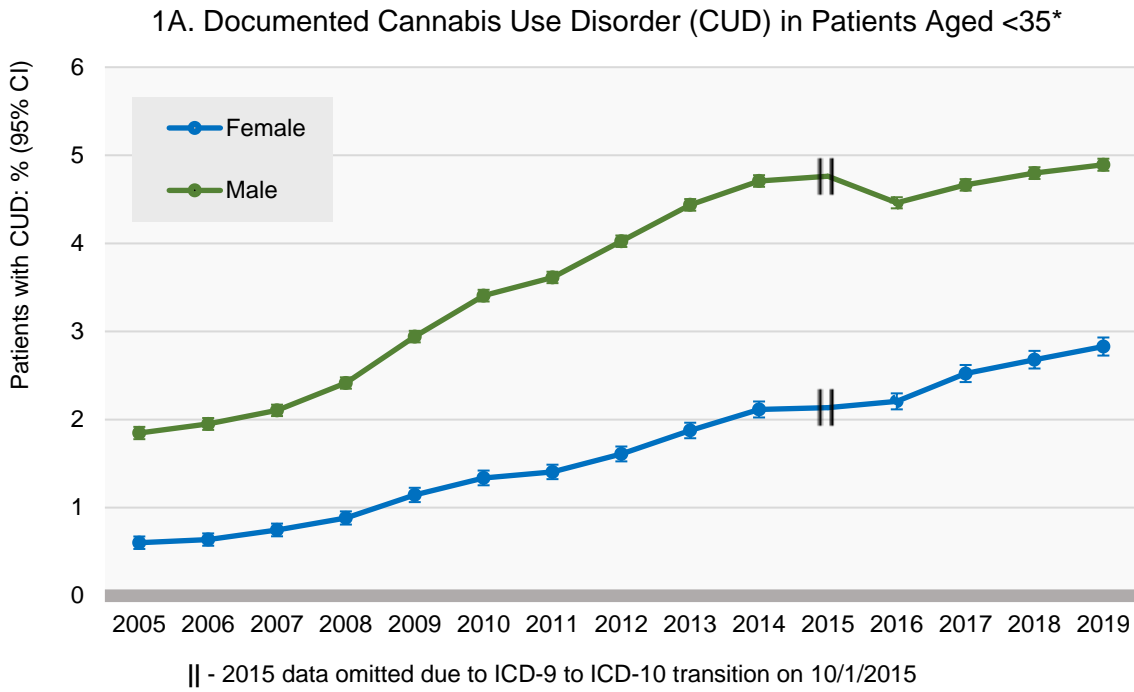


Data supplement for Hasin et al., Trends in Cannabis Use Disorder Diagnoses in the U.S. Veterans Health Administration, 2005–2019. Am J Psychiatry (doi: 10.1176/appi.ajp.22010034)

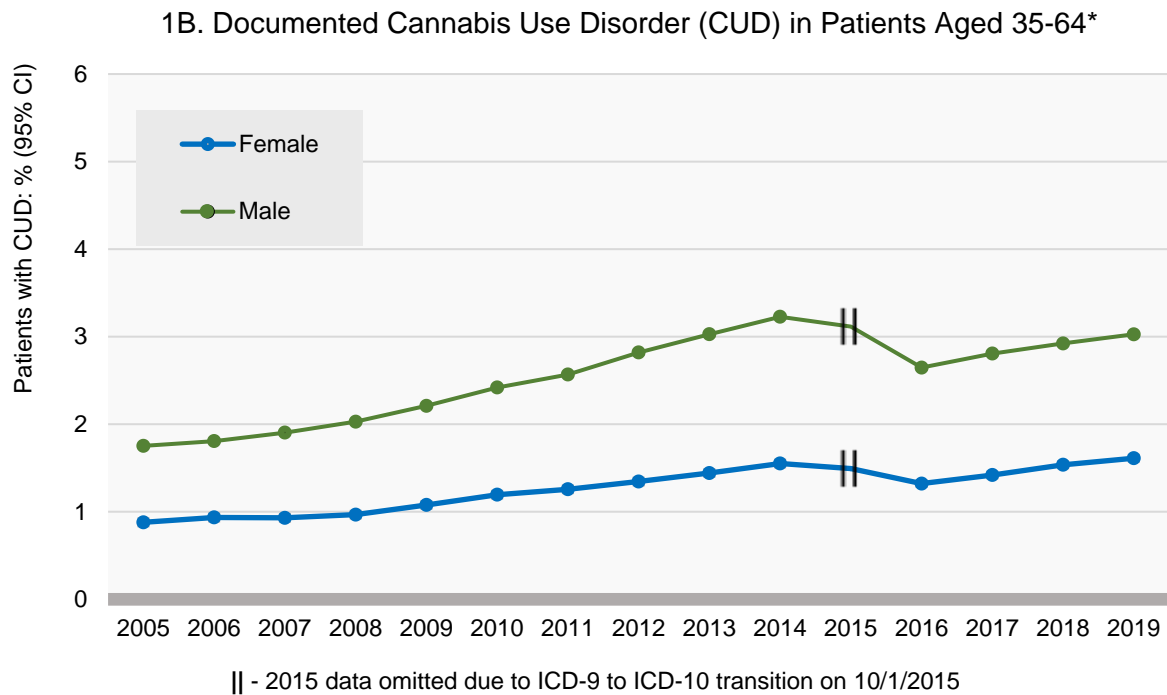
TABLE S1. VHA Patient Demographic Characteristics by Age Category, 2005 and 2019

	<b>2005 (N=4,332,160)</b>		<b>2019 (N=5,657,272)</b>	
	n	%	n	%
<b>Age &lt;35 years</b>	<b>n=187,692</b>		<b>n=482,749</b>	
Sex				
Female	43,221	23.0	95,330	19.8
Male	144,471	77.0	387,419	80.3
Race/Ethnicity				
White	110,641	59.0	286,132	59.3
Black	37,011	19.7	80,380	16.7
Hispanic/Latino	16,556	8.8	64,013	13.3
Other/Multiple	7,119	3.8	27,335	5.7
Unknown	16,365	8.7	24,889	5.2
Age, M(SD)	28.2	3.9	29.8	3.3
Age, Mdn(IQR)	28	25 - 32	30	28 - 33
<b>Age 35-64 years</b>	<b>n=2,015,248</b>		<b>n=2,235,899</b>	
Sex				
Female	134,814	6.7	346,214	15.5
Male	1,880,434	93.3	1,889,685	84.5
Race/Ethnicity				
White	1,407,440	69.8	1,305,875	58.4
Black	414,764	20.6	575,468	25.7
Hispanic/Latino	81,888	4.1	170,030	7.6
Other/Multiple	54,934	2.7	88,906	4.0
Unknown	56,222	2.8	95,620	4.3
Age, M(SD)	53.9	7.3	51.6	8.8
Age, Mdn(IQR)	56	49 - 59	53	44 - 59
<b>Age ≥65 years</b>	<b>n=2,129,220</b>		<b>n=2,938,624</b>	
Sex				
Female	38,926	1.8	81,163	2.8
Male	2,090,294	98.2	2,857,461	97.2
Race/Ethnicity				
White	1,889,867	88.8	2,386,973	81.2
Black	153,748	7.2	361,184	12.3
Hispanic/Latino	42,427	2.0	108,370	3.7
Other/Multiple	37,661	1.8	71,756	2.4
Unknown	5,517	0.3	10,341	0.4
Age, M(SD)	75.8	6.4	75.1	7.3
Age, Mdn(IQR)	76	71 - 81	73	70 - 79

FIGURE S1. VHA Patients Diagnosed with Cannabis Use Disorder (CUD), by age group and gender: 1/1/2005-9/30/2015, ICD-9-CM; 10/1/2015-12/31/2019, ICD-10-CM

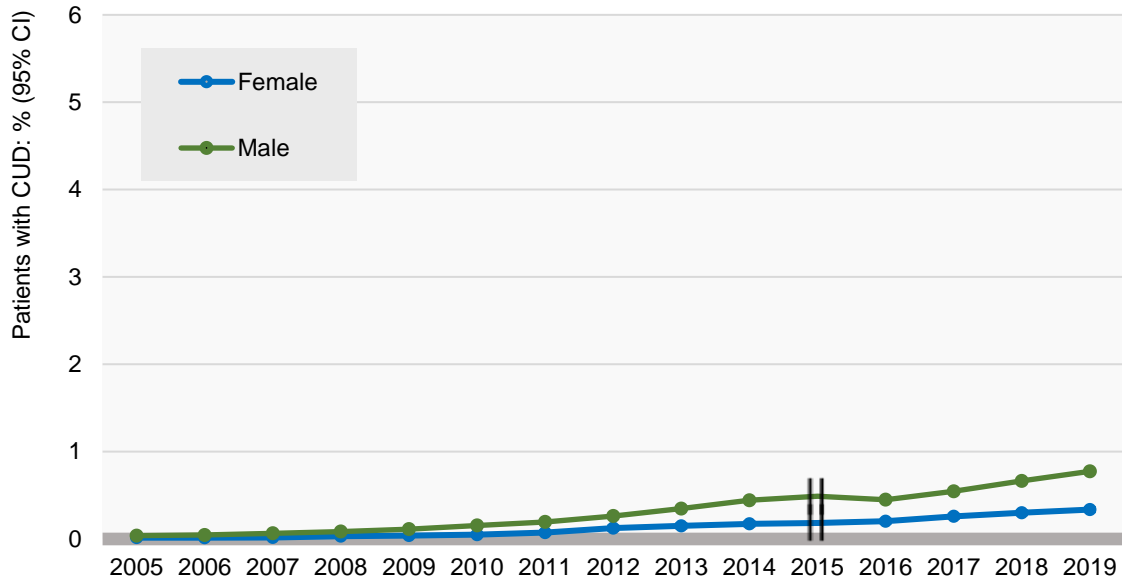


\* Predicted yearly diagnostic prevalences from a logistic regression model that controlled for race/ethnicity and continuous age within each of the 3 main age strata. Confidence intervals are very small due to the large sample sizes



\* Predicted yearly diagnostic prevalences from a logistic regression model that controlled for race/ethnicity and continuous age within each of the 3 main age strata. Confidence intervals are very small due to the large sample sizes

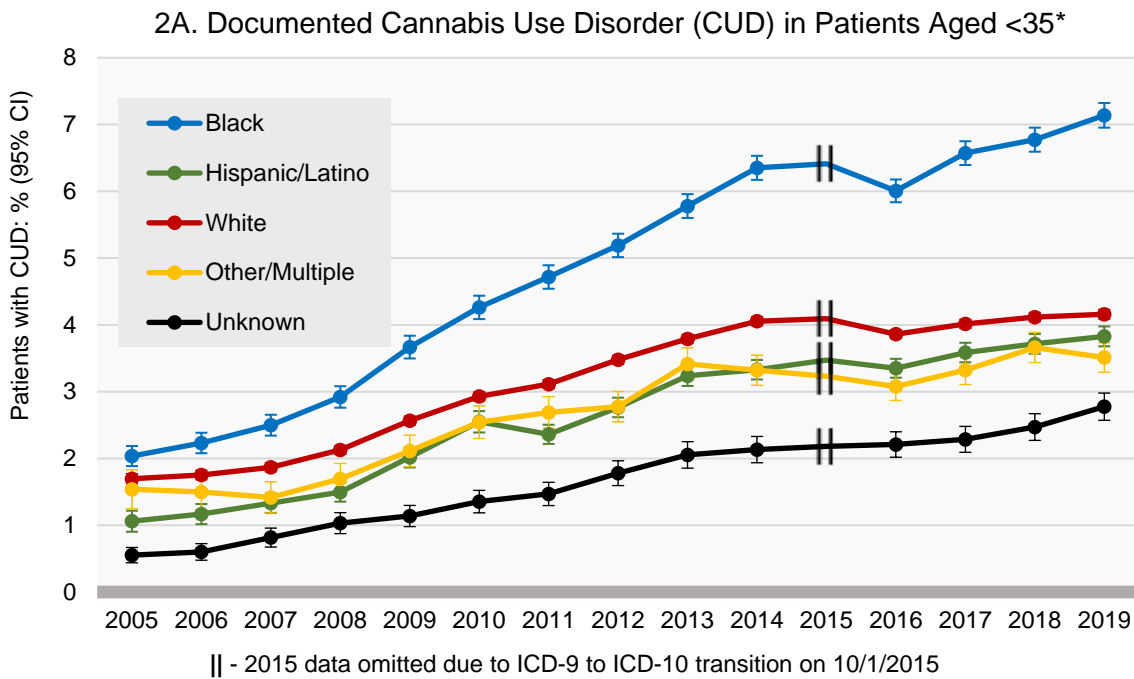
### 1C. Documented Cannabis Use Disorder (CUD) in Patients Aged $\geq 65^*$



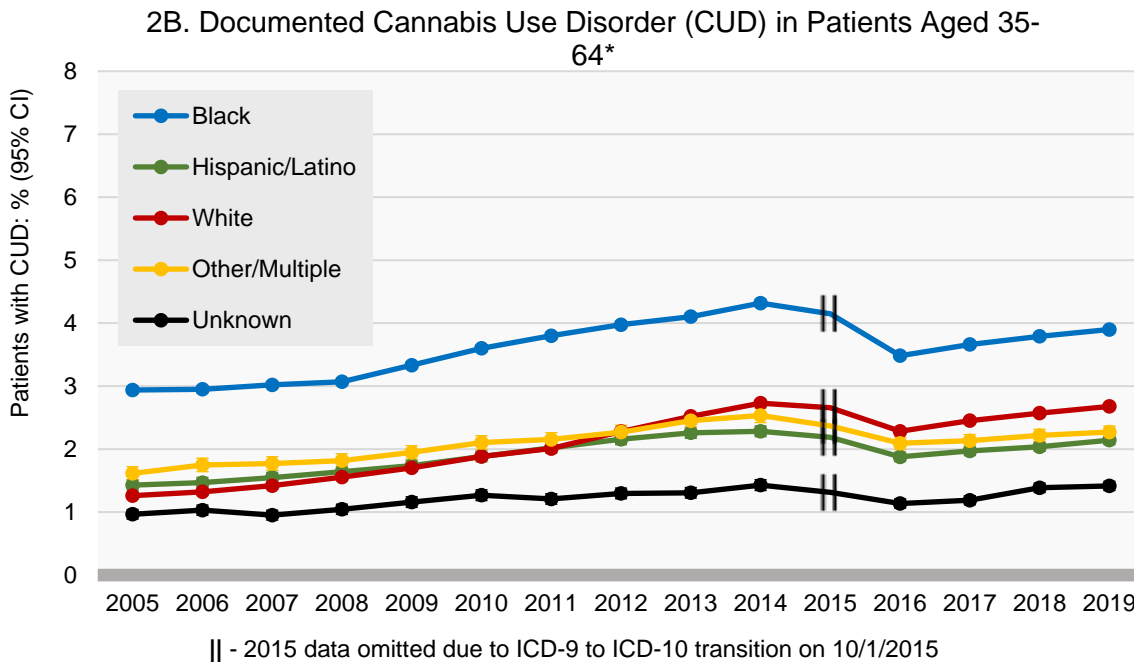
|| - 2015 data omitted due to ICD-9 to ICD-10 transition on 10/1/2015

\* Predicted yearly diagnostic prevalences from a logistic regression model that controlled for race/ethnicity and continuous age within each of the 3 main age strata. Confidence intervals are very small due to the large sample sizes

FIGURE S2. VHA Patients Diagnosed with Cannabis Use Disorder (CUD), by age group and race/ethnicity: 1/1/2005-9/30/2015, ICD-9-CM; 10/1/2015-12/31/2019, ICD-10-CM

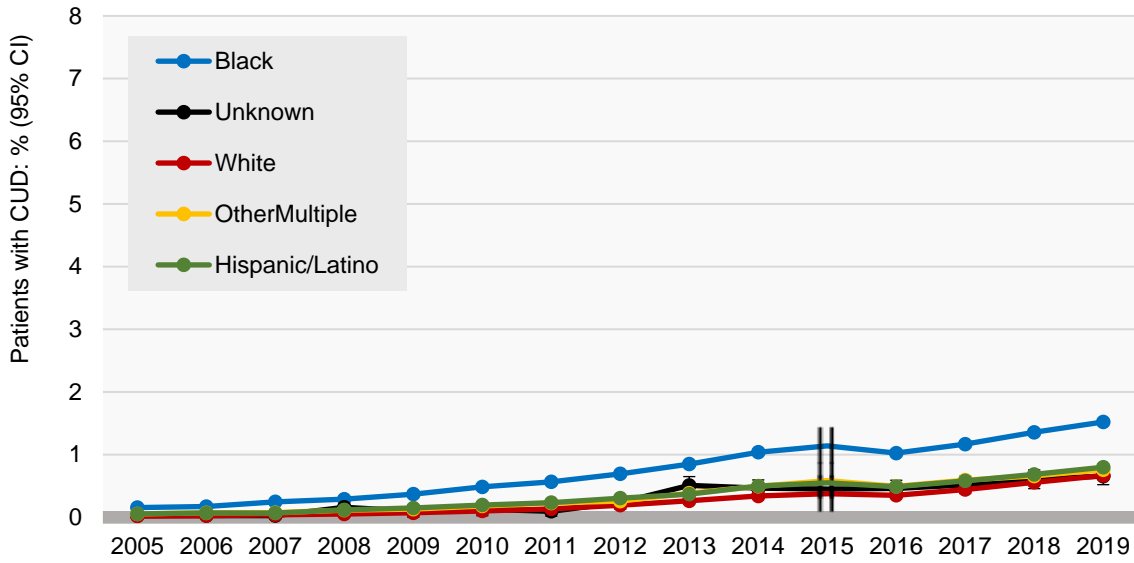


\* Predicted yearly diagnostic prevalences from a logistic regression model that controlled for sex and continuous age within each of the 3 main age strata. Confidence intervals are small due to the large sample sizes



\* Predicted yearly diagnostic prevalences from a logistic regression model that controlled for sex and continuous age within each of the 3 main age strata. Confidence intervals are small due to the large sample sizes

### 2C. Documented Cannabis Use Disorder (CUD) in Patients Aged $\geq 65^*$



|| - 2015 data omitted due to ICD-9 to ICD-10 transition on 10/1/2015

\* Predicted yearly diagnostic prevalences from a logistic regression model that controlled for sex and continuous age within each of the 3 main age strata. Confidence intervals are small due to the large sample sizes