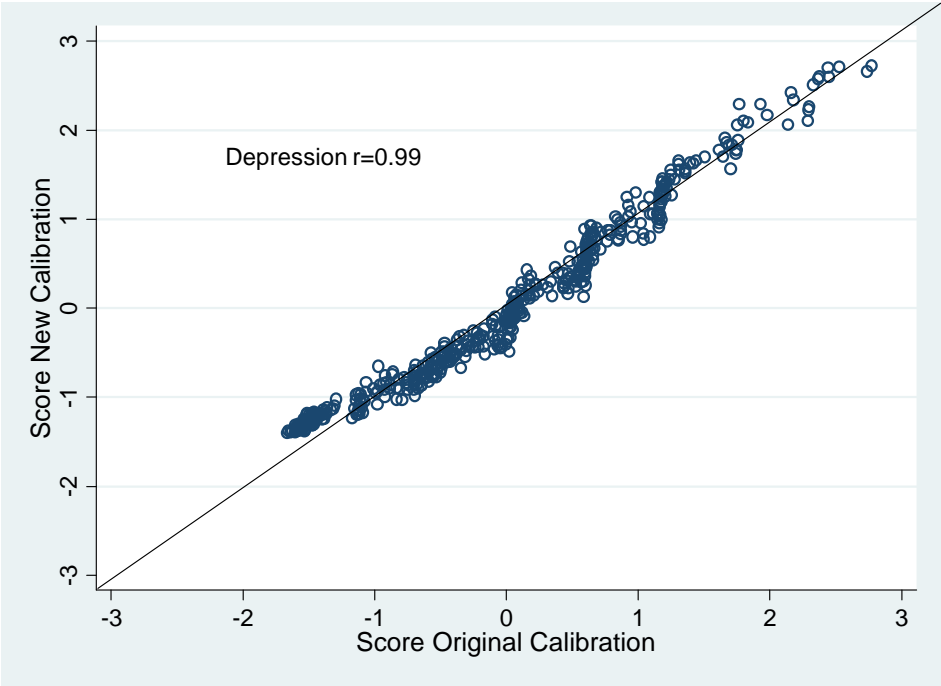
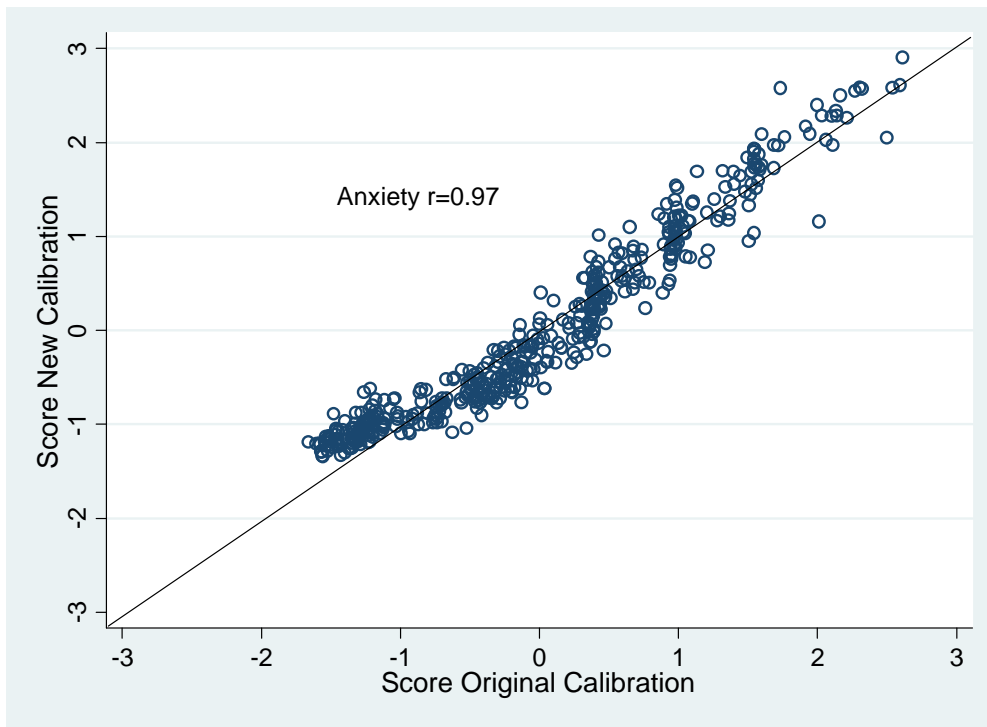


**SUPPLEMENTAL MATERIALS****Supplemental Table 1. Score Distributions**

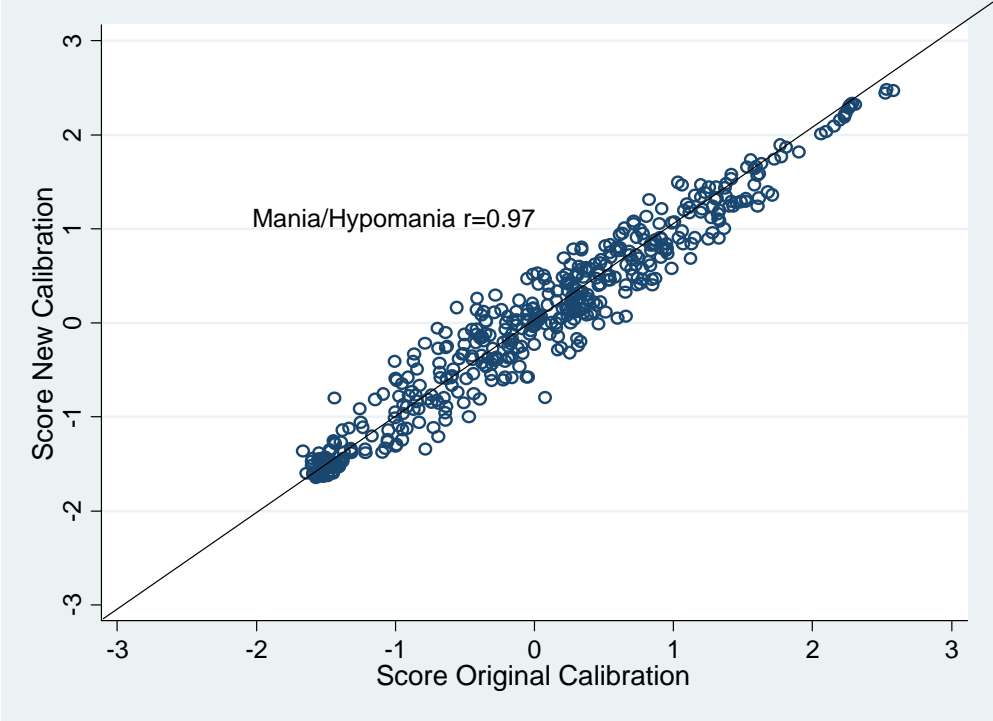
<b>CAT/CAD</b>	<b>Category</b>	<b>Frequency</b>	<b>Percent</b>
<b>Major Depressive Disorder Screener - CAD-MDD</b>			
	Negative	333	70%
	Positive	142	30%
<b>Depression Severity - CAT-DI</b>			
	Normal	376	79%
	Mild	56	12%
	Moderate	21	4%
	Severe	22	5%
<b>Anxiety Severity - CAT-ANX</b>			
	Normal	323	68%
	Mild	64	14%
	Moderate	45	10%
	Severe	43	9%
<b>Mania/Hypomania Severity CAT-MANIA</b>			
	Normal	302	64%
	Mild	92	19%
	Moderate	33	7%
	Severe	48	10%
<b>Suicidality - CAT-SS</b>			
	Low Risk	335	71%
	Intermediate Risk	124	26%
	High Risk	16	3%
<b>Substance Abuse - CAT-SA</b>			
	Low Risk	306	64%
	Intermediate Risk	104	22%
	High Risk	65	14%



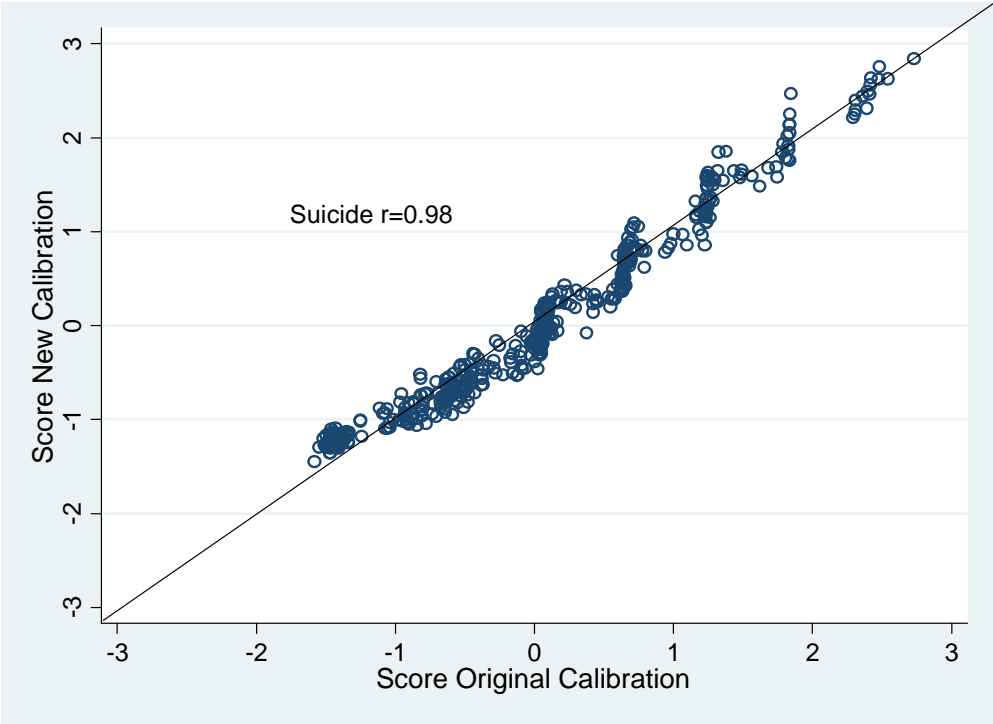
**Supplemental Figure 1: Depression – Comparison of Original Psychiatric and Bond Court Calibrations**



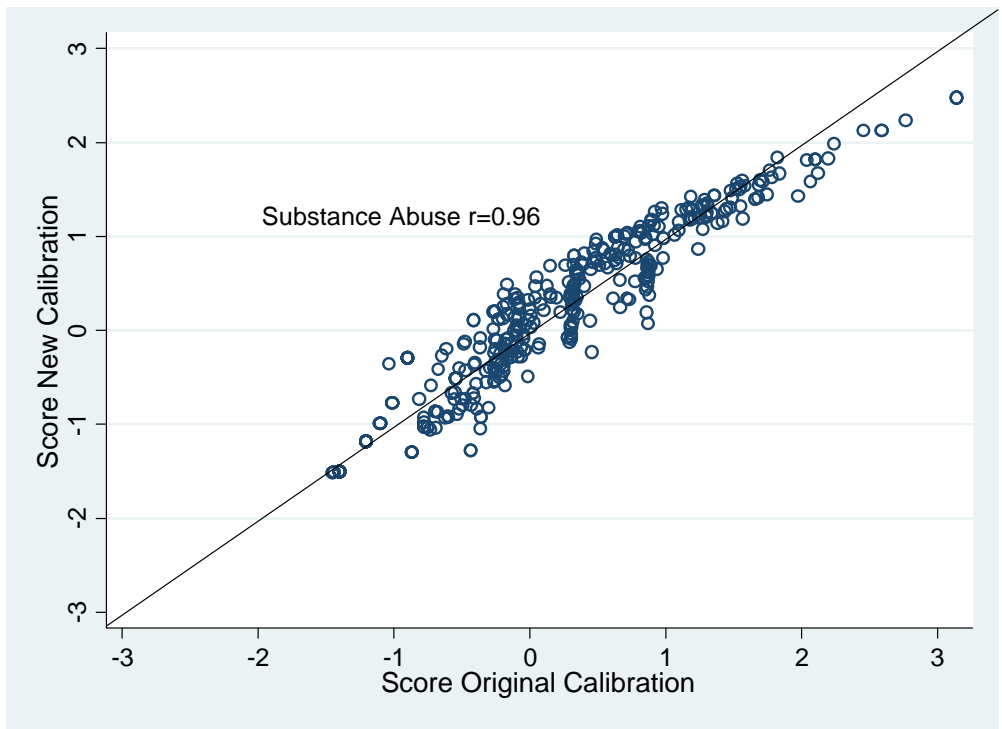
**Supplemental Figure 2: Anxiety – Comparison of Original Psychiatric and Bond Court Calibrations**



**Supplemental Figure 3: Mania/Hypomania – Comparison of Original Psychiatric and Bond Court Calibrations**



**Supplemental Figure 4: Suicidality – Comparison of Original Psychiatric and Bond Court Calibrations**



**Supplemental Figure 5: Substance Abuse – Comparison of Original Psychiatric and Bond Court Calibrations**