Online supplement for Chokron Garneau et al., DOI: 10.1176/appi.ps.202000293

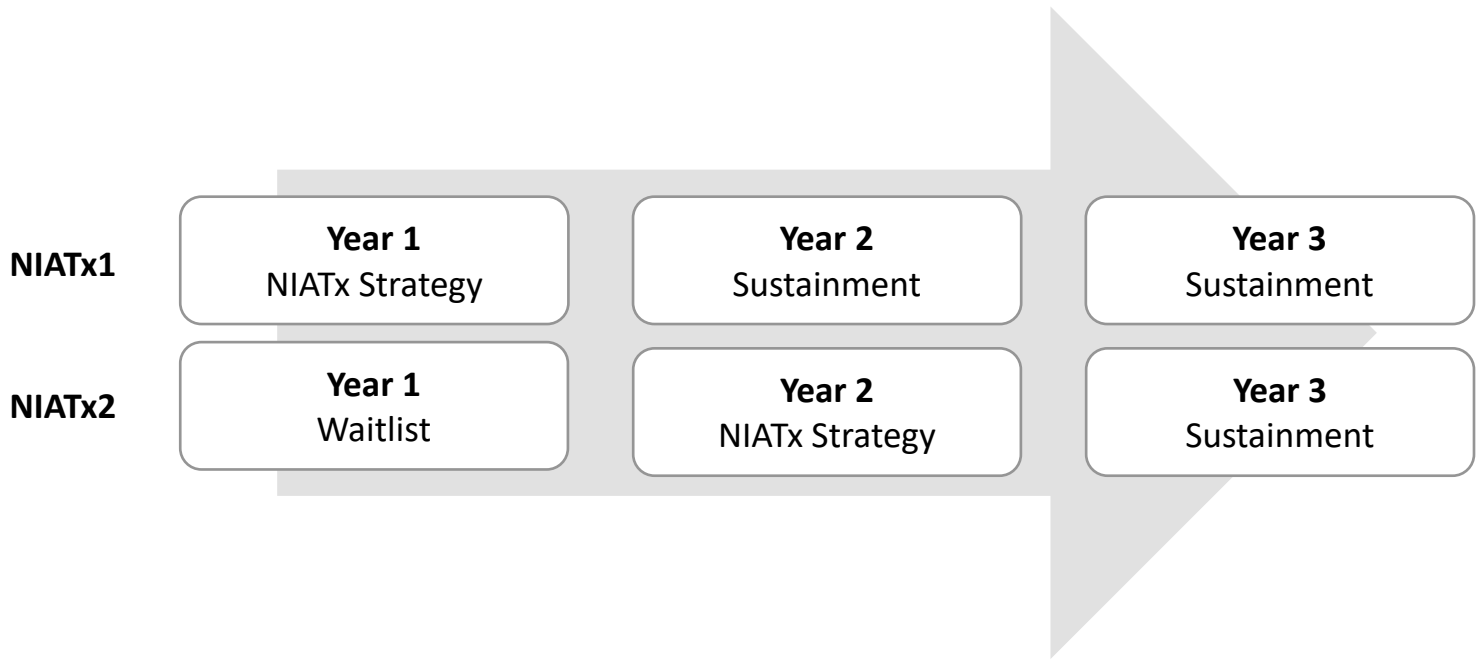

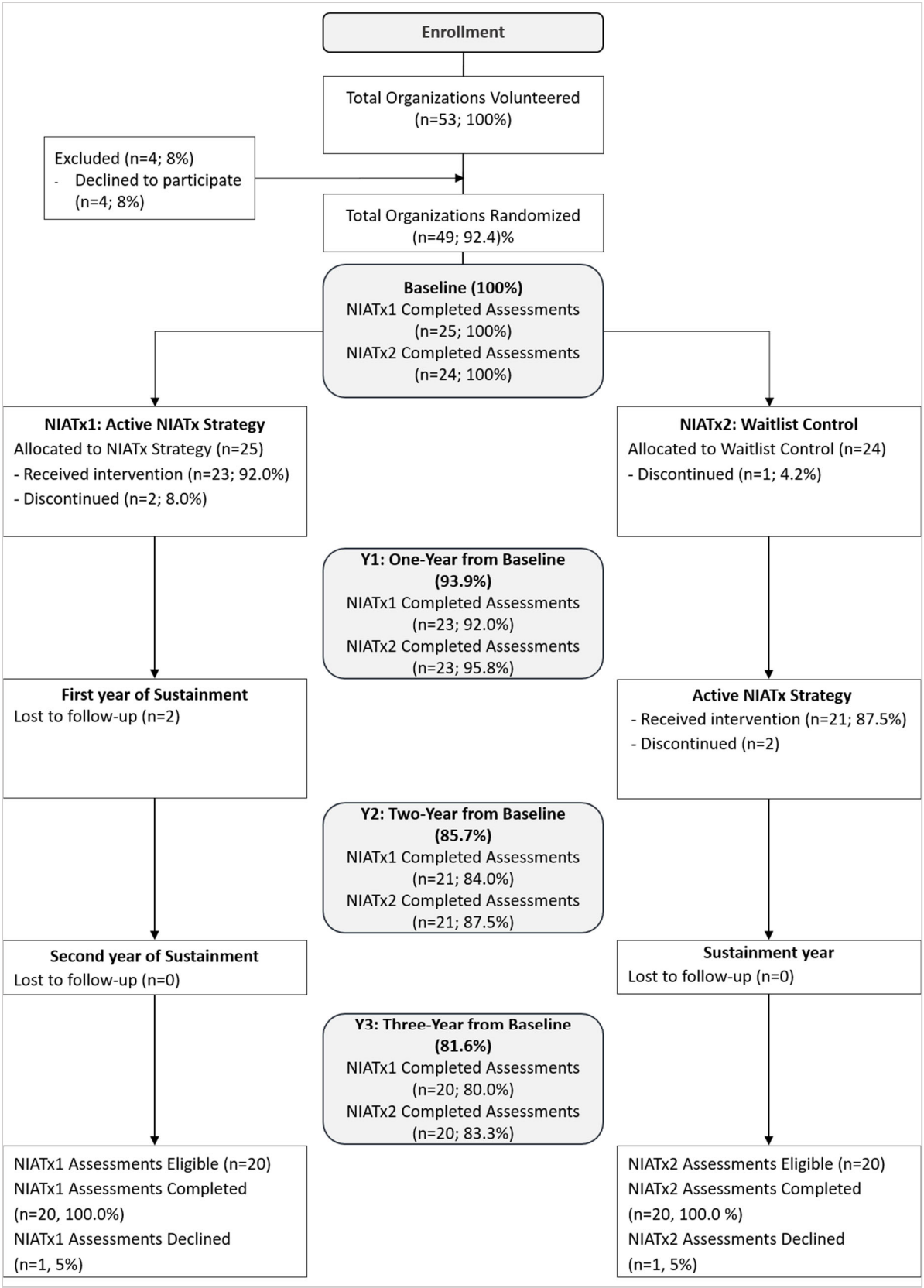
Enrollment
Total Organizations Volunteered (n=53; 100%)
Excluded (n=4; 8%)
- Declined to participate (n=4; 8%)
Total Organizations Randomized (n=49; 92.4)%
Baseline (100%)
NIATx1 Completed Assessments (n=25; 100%)
NIATx2 Completed Assessments (n=24; 100%)
NIATx1: Active NIATx Strategy
Allocated to NIATx Strategy (n=25)
- Received intervention (n=23; 92.0%)
- Discontinued (n=2; 8.0%)
NIATx2: Waitlist Control
Allocated to Waitlist Control (n=24)
- Discontinued (n=1; 4.2%)
Y1: One-Year from Baseline (93.9%)
NIATx1 Completed Assessments (n=23; 92.0%)
NIATx2 Completed Assessments (n=23; 95.8%)
First year of Sustainment
Lost to follow-up (n=2)
Active NIATx Strategy
- Received intervention (n=21; 87.5%)
- Discontinued (n=2)
Y2: Two-Year from Baseline (85.7%)
NIATx1 Completed Assessments (n=21; 84.0%)
NIATx2 Completed Assessments (n=21; 87.5%)
Second year of Sustainment
Lost to follow-up (n=0)
Sustainment year
Lost to follow-up (n=0)
Y3: Three-Year from Baseline (81.6%)
NIATx1 Completed Assessments (n=20; 80.0%)
NIATx2 Completed Assessments (n=20; 83.3%)
NIATx1 Assessments Eligible (n=20)
NIATx1 Assessments Completed (n=20, 100.0%)
NIATx1 Assessments Declined (n=1, 5%)
NIATx2 Assessments Eligible (n=20)
NIATx2 Assessments Completed (n=20, 100.0 %)
NIATx2 Assessments Declined (n=1, 5%)

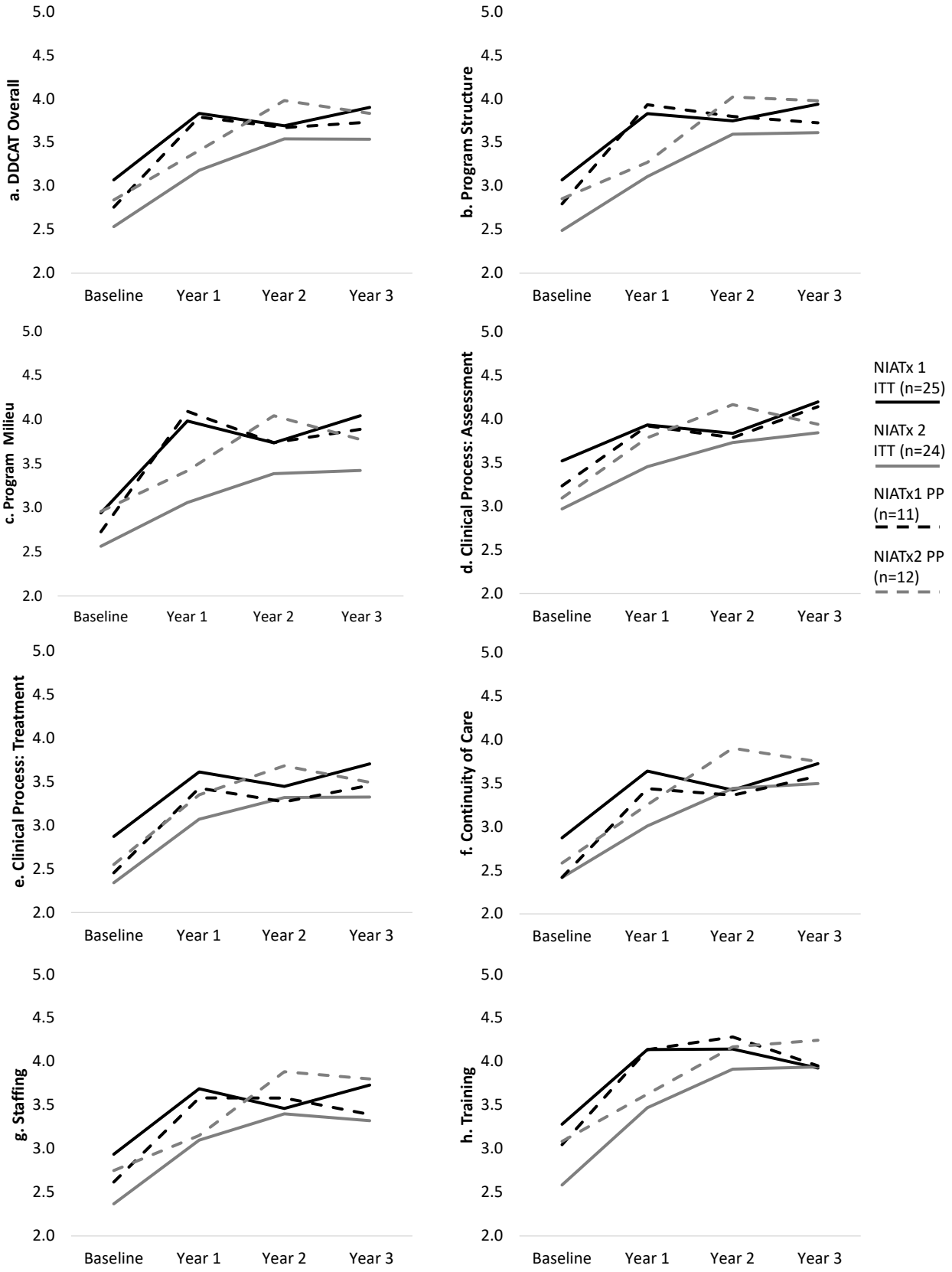
a. DDCAT Overall
b. Program Structure
c. Program Milieu
d. Clinical Process: Assessment
e. Clinical Process: Treatment
f. Continuity of Care
g. Staffing
h. Training
5.0
4.5
4.0
3.5
3.0
2.5
2.0
Baseline
Year 1
Year 2
Year 3
NIATx 1 ITT (n=25)
NIATx 2 ITT (n=24)
NIATx1 PP (n=11)
NIATx2 PP (n=12)